



# ZUMBA **aerobic** MASTERY



## Training Guide

"Unleash the impossible by bidding farewell to workouts and welcoming the party vibes with **Zumba Aerobic Mastery.**"





## Table of Contents

### [Introduction](#)

### [Chapter 1: Introduction to Zumba Aerobic Mastery](#)

- 1.1 What is Zumba Aerobic?
- 1.2 What are the Advantages of Zumba Aerobic?
- 1.3 What are the Safety Measures and Precautions?

### [Chapter 2: How to Prepare Yourself for Zumba Aerobic?](#)

- 2.1 Establishing a Positive Mindset
- 2.2 Choosing Suitable Attire and Footwear
- 2.3 Meal Planning Before Zumba Class

### [Chapter 3: How to Get Proficient in Zumba Aerobic Dance Techniques?](#)

- 3.1 Mastering the Fundamental Zumba Steps
- 3.2 Understanding Salsa, Merengue, Cumbia, and Reggaeton Moves
- 3.3 Practicing at Home

### [Chapter 4: Creating Energetic Zumba Aerobic Workouts](#)

- 4.1 Picking the Perfect Soundtrack
- 4.2 Creating a Blueprint for Your Zumba Routine



## 4.3 Incorporating Choreography

### **Chapter 5: Improving Your Zumba Aerobic Abilities**

#### 5.1 Strategies for Enhanced Coordination

#### 5.2 Cultivating Balance and Flexibility

#### 5.3 Sharpening Rhythm and Timing Skills

### **Chapter 6: Elevating Your Zumba Aerobic Sessions**

#### 6.1 Exploring Accessories and Props

#### 6.2 Blending Diverse Dance Styles

#### 6.3 Engaging with the Vibrant Zumba Community

### **Chapter 7: Facing Challenges with Zumba Aerobic**

#### 7.1 Managing Fatigue and Enhancing Stamina

#### 7.2 Strategies for Injury Prevention and Recovery

#### 7.3 Maintaining Motivation and High Spirits

### **Chapter 8: Fueling Your Zumba Aerobic with Proper Nutrition**

#### 8.1 Nourishing Your Body for Peak Performance

#### 8.2 Pre- and Post-Workout Fueling Strategies

#### 8.3 Staying Well-Hydrated in the Context of Zumba



## **Chapter 9: Tracking Your Progress and Celebrating the Achieved Goals**

9.1 Setting and Monitoring Achievable Milestones

9.2 Documenting Your Personal Growth

9.3 Acknowledging Your Victories Along the Way

## **Chapter 10: Case Study on Zumba Aerobic Mastery**

## **Conclusion**





**ZUMBA** aerobic  
MASTERY



Introduction



A dynamic fusion of music, movement, and fun in fitness and exercise has taken the world by storm – Zumba Aerobic. Far removed from traditional workout routines, Zumba Aerobic has emerged as a vibrant and exhilarating fitness phenomenon, captivating the hearts and bodies of people of all ages and fitness levels.

Zumba Aerobic is a fitness class that fuses Latin rhythms and easy-to-follow moves to create a dynamic fitness program. Inspired by Latin dance and music, Zumba Aerobic uses a variety of styles in its routines, including cumbia, merengue, salsa, reggaeton, mambo, rumba, flamenco, and hip-hop. The performances feature interval training sessions, combining fast and slow rhythms with resistance training to tone and sculpt your body.

Zumba Aerobic is often promoted as a dance party, the type of exercise you'll want to do daily. So, if you're ready to groove to the beat and experience a workout that feels more like a dance party, join us as we delve into the stimulating world of Zumba Aerobic.

"So, get ready to embark on this exciting journey!"



## Chapter 1



# Introduction

## To Zumba Aerobic Mastery



Zumba Aerobic is a globally recognized fitness organization in 180 countries with over 200,000 class locations. Beyond the famous Latin dance fitness class, they offer various aerobic workouts, including strength training, kids' fitness, and water aerobic. In Zumba Aerobic, you'll groove to lively music with coordinated movements, making it a fun and energetic aerobic exercise that motivates you to return for more.



In fitness, a captivating fusion of music, movement, and energy is known as Zumba Aerobic. Originating from Latin dance, this dynamic fitness program has taken the world by storm, offering a vibrant and enjoyable way to achieve physical well-being.

In this chapter, we'll embark on a journey into the world of Zumba Aerobic, exploring its origins, principles, and the numerous benefits it brings to those seeking a fun and effective way to stay fit. Join us as we discover the stimulating world of Zumba Aerobic and how it can transform your fitness experience.

## 1.1 What is Zumba Aerobic?



Zumba Aerobic is a fitness program that combines Latin-inspired dance moves with aerobic exercise. It is a high-energy, fun-filled workout suitable for people of all fitness levels. Zumba classes are typically one hour long and include a warm-up, cool-down, and a variety of dance moves set to upbeat music.

Zumba Aerobic is a great way to get a cardio workout, improve flexibility, and burn calories. It is also a low-impact exercise, making it easy on your joints. Zumba Aerobic is also a social activity, and many people enjoy the camaraderie of taking a class with friends.



### **The Essence of Zumba Aerobic:**

At its core, Zumba Aerobic is a celebration of movement and music. It combines easy-to-follow dance steps with heart-pounding, exhilarating rhythms, creating a dynamic fitness program that engages both body and



spirit. The choreography in Zumba Aerobic routines is designed to be accessible to people of all fitness levels, making it an inclusive and enjoyable experience for everyone.



Zumba Aerobic is more than just a fitness program; it celebrates movement, music, and joy. Whether you're a seasoned fitness enthusiast or a beginner looking for an exciting way to stay active, Zumba Aerobic offers a unique and effective path to health and well-being. So, lace up your dancing shoes and join the global Zumba party. It's time to dance to fitness.

### **Is Zumba Aerobic Good for Weight Loss?**

Yes, Zumba can be an effective workout for weight loss when combined with a balanced diet and regular exercise routine. Zumba is a high-energy aerobic exercise that involves dancing to lively music, and it can help you burn a significant number of calories in a single session. Here's how Zumba Aerobic can contribute to weight loss:

- **Calorie Burn.**

Zumba Aerobic is a cardiovascular workout that can elevate your heart rate and increase calorie expenditure. The intensity of the dance movements and the fast-paced music can lead to a substantial calorie burn during a Zumba class.

- **Total Body Workout.**

Zumba Aerobic engages multiple muscle groups in your body, providing a full-body workout. This helps tone and sculpt your muscles while contributing to weight loss, as muscle burns more calories at rest than fat.



- **Stress Reduction.**



Engaging in a Zumba Aerobic class can reduce stress and boost mood due to the release of endorphins. Stress management is essential for maintaining a healthy weight because stress can lead to emotional eating and weight gain.

### **How to do Zumba Aerobic:**

If you are new to Zumba Aerobic, starting by taking a class is a good idea. This will help you learn the basic moves and perform them correctly. Once you have learned the basic moves, you can work out at home using our Zumba Aerobic Mastery.



To do Zumba Aerobic, follow the moves of the instructor. Be sure to warm up before you start exercising and cool down afterward. Zumba Aerobic workouts typically last for 30-60 minutes.

### **1.2 What are the Advantages of Zumba Aerobic?**



Zumba Aerobic benefits physical, mental, and social well-being while keeping you focused on your goals if you seek the ideal group aerobic exercise class to inspire and improve your health. See a few of the main advantages of the aerobic dance fitness regimen.

- **Improve Your Coordination.**

Coordination is necessary for aerobic dancing to follow choreography and put together routines. Those seeking better coordination benefit from Zumba Aerobic, which provides a secure environment for practicing their aerobic dancing skills. You can train your body to become more coordinated through repetition, like preparing your lungs to work harder and your muscles to strengthen. One of the best classes for developing your coordination is Zumba Aerobic.



## HOW HAPPY DOES ZUMBA MAKE YOU FEEL?



### 42% | Before the Zumba workout

Before the Zumba workout, 42% of the class attendees rated feeling slightly or moderately happy.

### 95% | After the Zumba workout

After the class, 95% said they felt either strong or really strong feelings of happiness.

*Through its music and movements, Zumba brings out joy and laughter in people – a benefit the group clearly experienced.*

- **Allows You to Do a Full-Body Aerobic Workout**

You'll follow a choreography in a Zumba Aerobic dance that includes squats to tone your glute and core muscles, arm exercises to tone your arm muscles, and footwork to strengthen your leg muscles. A total-body aerobic workout will help you achieve all your fitness goals, including weight loss, muscle toning, and a healthy lifestyle. These aerobic exercises are flexible and can be modified to fit your tastes and aerobic workout style.

- **Boosts Energy Levels**

Aerobic exercise can improve your overall energy levels. Zumba Aerobic is a great way to increase your heart rate and blood flow, helping you to feel more energized throughout the day.

- **Improves Cardiovascular Fitness**

Zumba Aerobic is a great way to get your heart rate up and improve your cardiovascular health. It can help to lower blood pressure, cholesterol levels, and the risk of heart disease.



- **Builds Endurance**


With just a few aerobic exercises, you can increase your endurance thanks to the fast-paced music used in Zumba Aerobic workouts. According to one study, participants in a 12-week Zumba Aerobic dance program demonstrated lower heart rates and systolic blood pressure with increased work. The rise in endurance and these trends are related to aerobic exercise.



### 1.3 What are the Safety Measures and Precautions?

- **Choose the Right Shoes.**

Choose thinly-soled sneakers, dance shoes, or comfortable aerobic workout shoes without many treads to slow you down. Avoid running shoes made for forward, not side-to-side, movement. Make sure to wear flexible shoes with the right amount of arch support.



- **Find a good instructor.**

Not all Zumba Aerobic instructors are created equal. Some instructors may be more experienced and qualified than others. When choosing a Zumba Aerobic class, look for an instructor certified by the Zumba Fitness Association.



- **Prepare for Class.**

Zumba Aerobic instructors select steps from various aerobic dance styles, including salsa, samba, merengue, hip-hop, tango, and belly dancing. Take a class or learn the aerobic dance moves before beginning.



- **Avoid the Wrong Floors.**

Find a class with hardwood floors instead of a makeshift Zumba Aerobic studio often found in churches, school auditoriums, or office buildings. Watch for wet feet from sweat, humidity, and wet soles. Zumba Aerobic classes should be conducted on sprung wood floors or floors designed for dance or fitness activities. These floors provide the right balance of support, traction, and shock absorption to make your Zumba experience safe and enjoyable.



- **Maintain Proper Form.**

Focus on maintaining proper form during dance movements to avoid strain or injury. Good posture and alignment are crucial to reducing the risk of musculoskeletal issues.



- **Start Slowly.**

If you're new to Zumba Aerobic, start at a beginner level and gradually increase the intensity of your workouts as your fitness improves. Overexertion can lead to injuries.

By following these safety measures and precautions, you can enjoy the benefits of Zumba Aerobic while minimizing the risk of injuries and ensuring a safe and rewarding fitness experience. Remember that your well-being should always be a top priority when engaging in physical activity.

The logo features a stylized human figure in blue and orange, followed by the text 'ZUMBA aerobic' in pink and white, and 'MASTERY' in white below it.

# ZUMBA aerobic

MASTERY

## Chapter 2



How to Prepare Yourself for

---

# Zumba Aerobics?



Zumba Aerobic is a dynamic and exhilarating workout that combines dance, fitness, and fun. Whether you're a seasoned dancer or a beginner, preparing for a Zumba Aerobic class is essential to ensure a safe and enjoyable experience. This chapter explores preparing for your Zumba Aerobic journey and making the most of this high-energy workout.



- **Choose the Right Attire:**

The first step in preparing for Zumba Aerobic is selecting the appropriate workout attire. For breathable, moisture-wicking fabrics that keep you comfortable throughout the class. A good sports bra, comfortable workout pants or leggings, and a moisture-absorbing top are essential. Invest in supportive aerobic shoes with sufficient cushioning to protect your feet during high-impact movements.

- **Warm up before you start exercising.**



A good warm-up will help to prepare your body for the workout and reduce your risk of injury. Start by doing some light cardio, such as jogging or jumping jacks. Then, stretch your major muscle groups, such as your hamstrings, quadriceps, and calves.



Zumba Aerobic is a fantastic way to boost cardiovascular fitness, improve coordination, and have a great time. Following these preparation tips will prepare you for a successful and enjoyable Zumba Aerobic experience. So, put on your workout gear, hydrate, and get ready to dance your way to better health and fitness.

## **2.1 Establishing a Positive Mindset**

Establishing a positive mindset through Zumba Aerobic can be a transformative journey beyond physical fitness. Here are some steps to help you cultivate a positive attitude through this energetic and engaging form of exercise:



## DO YOU FEEL REVIVED?



### 57% | Before the Zumba workout

Before the class, 57% were feeling either slightly or not at all revived.

### 100% | After the Zumba workout

Every person in the class reported feeling revived after Zumba.

*The high score from the class shows how the cardio side of Zumba can get the heart going, leaving dancers feeling more invigorated.*

- **Set Positive Intentions.**

Before each Zumba Aerobic session, take a moment to set positive intentions. Think about what you want to achieve from the class, not just physical fitness but mental and emotional well-being. For example, you might set an intention to have fun, release stress, or feel more confident.

- **Set realistic goals.**

Don't try to do too much too soon. Start with small goals, such as attending two Zumba Aerobic classes per week. Once you have achieved your initial goals, you can gradually increase the frequency and intensity of your workouts.

- **Embrace the Joy of Movement.**



Zumba Aerobic is all about dancing and moving to the music. Approach it with the mindset that you will have fun and enjoy the rhythm, regardless of your dance skills. Embrace the joy of movement, and remember that there are no right or wrong dance moves in Zumba; it's about expressing yourself.



- **Cultivate Self-Compassion.**

Be kind to yourself and practice self-compassion. Be easy on yourself if you make a mistake or miss a step. Everyone has their learning curve, and Zumba Aerobic is about having fun while improving. Treat yourself with the same kindness and encouragement you would offer a friend.

Incorporating these steps into your Zumba Aerobic routine can help you establish and nurture a positive mindset that goes hand in hand with the physical benefits of the workout. Over time, you'll find that Zumba Aerobic not only enhances your physical fitness but also your mental and emotional well-being.



## 2.2 Choosing Suitable Attire and Footwear:

Selecting appropriate attire and footwear for Zumba Aerobic is crucial to ensure a comfortable and safe workout experience. Here's a guide on choosing the proper clothing and footwear:

- **Moisture-Wicking Fabrics.**

Option for workout clothing made from moisture-wicking materials such as polyester or spandex. These fabrics help absorb sweat and keep you dry throughout your high-energy Zumba session.



- **Comfortable Top.**

Choose a breathable top that allows for freedom of movement. Tank tops, moisture-wicking t-shirts, or sports bras are excellent choices.

- **Supportive Sports Bra.**



For women, a supportive sports bra that offers good support and comfort is essential to minimize discomfort during high-impact movements.

- **Leggings or Shorts.**

Wear comfortable leggings or shorts that allow a wide range of motion. Ensure they are tight enough, allowing you to move freely.

**Footwear:**

- Choose shoes that are specifically designed for dance or fitness activities. These shoes will provide reasonable support and traction and help you avoid injuries.



- Avoid wearing running shoes, as they are not designed for lateral movements daily in Zumba.



- Suitable attire and footwear can enhance your Zumba Aerobic experience and reduce the risk of injuries. Comfort and support are essential, so choose clothing and shoes that allow you to move freely, stay dry, and enjoy the rhythm of the workout.

### **2.3 Meal Planning Before Zumba Class:**

Meal planning before a Zumba class ensures you have enough energy and nutrients to perform your best during the workout. Here are some tips for meal planning before a Zumba class:



- **Timing is Key.**

Plan your meals and snacks so that you have enough time to digest before your Zumba Aerobic class. Eating a large meal right before can lead to discomfort during exercise. Aim to eat a balanced meal about 1-2 hours before your class.

- **Carbohydrates.**

Switch to complex carbohydrates like whole grains, brown rice, quinoa, or sweet potatoes. These provide a steady release of energy and help prevent blood sugar spikes and crashes.

- **Avoid Heavy or Spicy Foods.**

Foods that are heavy, spicy, or high in fat can lead to digestive discomfort during exercise. It's best to avoid them before your Zumba Aerobic class.



- **Light Snacks.**

If you have only a short time before your class, consider a light snack such as a banana, a small handful of nuts, or a yogurt with some berries. These provide quick energy without overloading your stomach.

For your pre-Zumba nutrition, it is essential to focus on foods that are high in carbs and low in fat and fiber. Carbs serve as your primary source of fuel for exercise and your brain. The heavier the meal, the more time you should allow digestion before working out. Here is a list of food items that will energize and sustain you through a high-impact workout.

- **Whole-Fruit Smoothies.**

A popular snack before exercising is a smoothie. Smoothies have delicious fruits with easy-to-digest sugars. They give you vitamins minerals, and help prevent vitamin A and C deficiencies.



- **Banana with Peanut Butter.**

Bananas are rich in carbs and potassium, which is excellent for your muscles. Pair a banana with peanut butter, which has protein and potassium, lowering the risk of high blood pressure and heart issues. For extra sweetness, add a touch of honey. This banana and peanut butter combo are yummy and super healthy.





- **Granola, Berries, and Greek Yogurt.**

Greek yogurt helps strengthen your muscles during dance because it has muscle-saving protein. It's thicker and creamier than regular yogurt. Mix it with granola and berries for some crunch and sweetness. Berries and granola give you quick energy for your workout. Eating this before Zumba Aerobic helps you dance longer. It's perfect when craving something sweet but don't want to bake.

### **Snacks you should avoid before workouts:**

- **Fiber-filled foods.**

Generally, foods rich in fiber, like wholegrain bread, whole-wheat pasta, and oats, are good for you and can help keep you fuller for longer and regulate the digestive system. However, before a workout, these foods should be a no-go, as they take longer for the body to digest and can lead to gastrointestinal distress. This distress can result in bloating, nausea, gas, and stomach cramps, which could hinder a workout, meaning you should avoid them before working out.



- **Cruciferous vegetables.**

Broccoli, Brussels sprouts, and cauliflower are healthy veggies, but they can cause tummy trouble during exercise because they contain raffinose, making you feel bloated and gassy. Instead, go for spinach, lettuce, and carrots before your workout.





ZUMBA **aerobic**  
MASTERY

Chapter 3



How to Get Proficient in  
**Zumba Aerobic**  
*Dance Techniques?*



Zumba Aerobic Dance is not just a workout; it's a rhythmic, high-energy celebration of movement and music. This dynamic fitness program, inspired by Latin and international dance styles, has gained immense popularity for its ability to make exercise feel like a dance party. In this chapter, we'll explore how you can become proficient in Zumba Aerobic dance techniques, improve your coordination, and make the most of this exhilarating fitness experience. So, wear your dancing shoes and get ready to groove your way to fitness.



Practicing regularly and consistently to achieve proficiency in Zumba Aerobic dance techniques would be best. Here are some tips:

- **Take Zumba classes.**



This is the best way to learn the basic steps and rhythms of Zumba Aerobic. Many types of Zumba Aerobic classes are available, so you can find one that is appropriate for your fitness level and experience.

- **Practice at home.**

Once you have learned the basic steps and rhythms of Zumba Aerobic, you can start practicing at home. This is a great way to improve your skills and fitness level at your own pace.

### **3.1 Mastering the Fundamental Zumba Aerobic Steps:**

Zumba Aerobic is a fun and effective way to get fit and burn calories. It is a dance fitness program that incorporates Latin rhythms and moves. Zumba Aerobic is an excellent workout for all fitness levels, and it is a great way to improve cardiovascular health, coordination, and flexibility.

The first step to mastering Zumba Aerobic is to learn the fundamental steps. These steps are the building blocks of all Zumba routines and should be followed.

➤ **Salsa Basic Step:**

- Start with your feet together.
- Step your right foot to the side.
- Bring your left foot to meet your right.



- Repeat on the other side with your left foot.
- Keep your hips moving in a fluid motion.
- **Merengue March:**
  - Begin with your feet together.
  - Lift your right foot slightly off the ground and march in place.
  - Add a hip sway while you march.



### ➤ **Reggaeton:**

- The reggaeton is a hip-shaking step that is popular in Zumba Aerobic classes.
- To do the reggaeton, start with your feet together.
- Shift your weight to your right foot and shake your hips to the right.
- Shift your weight to your left foot and shake your hips to the left.
- You can add arm movements to the reggaeton by swinging your arms in a circular motion.

### ➤ **Cumbia:**



- The cumbia is a fun and energetic step often used in Zumba Aerobic classes.
- To do the cumbia, start with your feet together.
- Step forward with your right foot and bend your left knee.
- Step back with your left foot and straighten your right knee.
- You can add arm movements as you step by swinging your arms in a circular motion.

➤ **Cha-Cha-Cha:**

- Start with your feet together.
- Step your right foot forward.
- Bring your left foot to meet your right.
- Step your right foot back.
- Bring your left foot to meet your right.



To master these fundamental Zumba Aerobic steps, it's essential to practice regularly, follow along with our Zumba Aerobic Mastery product, and start at a comfortable pace before gradually increasing the intensity and speed. Remember to enjoy yourself and let loose while dancing, as Zumba is about having fun while getting a great workout.

### **3.2 Understanding Salsa, Merengue, Cumbia, and Reggaeton Moves:**

#### **➤ Salsa:**

#### **The History & Origin of Salsa.**

Salsa dancing, originating in Cuba in the 1900s, emerged from the fusion of two rhythmic dances, the Afro-Cuban rumba and the Cuban son, resulting



in a vibrant and energetic new dance form. Cuban dancers and musicians brought this dance to New York, where it gained popularity.



### **Understanding Salsa Moves.**

In salsa dancing, the primary step is a repeated four-count move: start with feet together, step forward with your right foot, then back with your left foot, and repeat on the other side. Add arm swings as you step. A turn is an essential salsa move for changing direction: start with feet together, step forward with your right foot to turn right, or step forward with your right foot to turn left, then step back with your left foot and ride accordingly.

The cross-body lead is an advanced move for changing places with your partner:

- Start with your right foot in front of your partner's left foot.





- Step back with your left foot crossing in front of your partner's right.
- Step forward with your right foot while your partner reverses your steps.

### ➤ **Merengue:**

#### **The History & Origin of Merengue.**

In the 1930s, Merengue began gaining popularity outside the Dominican Republic. It was introduced to the United States by Dominican musicians fleeing Rafael Trujillo's dictatorship. Merengue quickly became popular among Spanish-speaking communities in the United States, eventually spreading to other parts of the world. Today, Merengue is one of the world's most popular dance and music genres. People of all ages and cultures enjoy it. Merengue is often associated with joy, celebration, and good times.



## Understanding Merengue Moves.

Understanding Merengue moves is essential to enjoy this lively and rhythmic Latin dance style. Merengue, originating in the Dominican Republic, is known for its simplicity and infectious energy.

In Merengue, the primary step is a simple four-count pattern: start with feet together, step to the right, return to the center with your left foot, and repeat on the other side. Add arm swings as you step. A turn in Merengue lets you change direction. Start with feet together, step forward with your right foot and turn right, or step forward with your right foot and turn left. Then, step back with your left foot and ride accordingly.

### ➤ **Cumbia:**



## The History & Origin of Cumbia.

Cumbia is a popular Latin American dance and music style with a rich history that spans several centuries. Its origins are a blend of indigenous, African, and European influences.



## Understanding Cumbia Moves.

In Cumbia dancing, the primary step is a simple four-count move:

- Start with feet together.
- Step back with your right foot, then forward with your left foot.
- Repeat on the other side.
- You can add arm swings as you step.

The rock step adds flair:



- Start with feet together.
- Step back with your right foot, then forward with your left while rocking your hips left.
- Step back with your left foot with your right, rocking your hips right.

A "turn" helps change direction:

- Start with feet together.
- Step forward with your right foot to turn right or left.
- Step back with your left foot and ride accordingly.

### ➤ **Reggaeton**

#### **The History & Origin of Reggaeton.**

Reggaeton is a contemporary Latin urban music and dance genre that originated in the late 20<sup>th</sup> century, primarily in Puerto Rico. Its roots can be traced back to several musical influences and cultural developments. Reggaeton dancing is about having fun and moving your body to the music. There are no hard and fast rules, but there are a few basic moves that you can learn to get started.

In Reggaeton, the primary step is a repeated four-count move:

- Start with feet together.
- Step to the side with your right foot.
- Return to the center with your left foot.



- Repeat on the other side.
- You can add arm swings as you step.

The perreo is a more advanced move, grinding hips with a partner:

- Start with feet together.
- Step forward with your right foot, grinding your hips against your partner's hips.
- Step back with your left foot and repeat.
- You can add arm movements by wrapping your arms around your partner.

### **3.3 Practicing at Home:**

Doing Zumba Aerobic at home can be a fun and convenient way to get your heart rate up, burn calories, and improve your fitness. In this topic, you will learn how Zumba Aerobic can be done at home:

#### **➤ Getting Started with Zumba at Home.**

Zumba Aerobic dancing is fun by yourself, but it may be even more fun with a friend. You can make the hour feel like a dance party, plus have someone with you who can motivate you and make you accountable.



### ➤ **Choosing the Right Workout for You.**

Zumba Aerobic is an excellent workout for any fitness level. Some moves may look high-impact or intense, but you can adjust the activities to fit your mobility and fitness level. The critical thing with Zumba is to move, perform the moves as best as possible, and have fun.



### ➤ **Developing Your Routine.**

[Click Here To Grab Zumba Aerobic Mastery HD Training Video](#)

To get the best benefits from your at-home Zumba Aerobic routines, you must develop a good fitness plan. You should shoot for five to six days per week. If you are a beginner, try three to four days at first and work up to five or six days.



➤ **Wear loose, comfortable clothes.**

While you can do Zumba Aerobic at home in about anything, you should wear comfy clothes loose enough to move. Leggings, yoga pants, or sweatpants paired with t-shirts, tanks, or sports bras can be comfortable and moveable.

Practicing Zumba Aerobic at home allows you to enjoy the rhythm of dance and the benefits of cardio exercise from the comfort of your own space. It's a fantastic way to stay active and vibrant, so wear your dancing shoes and let the music move you.



## Chapter 4

# Creating Energetic Zumba Aerobic Workouts







Creating energetic Zumba Aerobic workouts is a thrilling endeavor that combines the joy of dance with the benefits of a heart-pounding fitness regimen. At the core of this vibrant fitness program is the rhythmic fusion of Latin dance styles like salsa, merengue, and reggaeton with aerobic exercises.



To craft a captivating Zumba Aerobic workout, one must carefully curate an infectious playlist with beats that match the desired intensity. It's not just about moving to the music; it's about designing a well-structured routine that seamlessly flows from warm-up to cool-down.

A successful Zumba Aerobic workout should feature a mix of signature Zumba moves, such as the salsa step and cumbia cross, blended with fitness elements like squats and core exercises. This blend elevates the aerobic intensity and strengthens muscle groups, fostering overall fitness.



## 4.1 Picking the Perfect Soundtrack:

Zumba Aerobic, the vibrant and energetic dance fitness program that has taken the world by storm, owes its appeal to its electrifying music. The beats and rhythms of Zumba Aerobic can turn a workout into a dance party, making you forget you're exercising. To create an unforgettable Zumba Aerobic experience, choosing the perfect soundtrack is critical. This chapter will explore how to curate a playlist that keeps your Zumba Aerobic class or home workout participants grooving and moving to the beat.



### The Power of Music in Zumba:

Music is the heartbeat of Zumba. It's not just background noise; it's the driving force that fuels every dance step, hip shake, and twist. The right music can elevate the energy of the class, boost motivation, and enhance the overall experience.



Let's have a look at some tips for picking the perfect soundtrack for your Zumba workout:

- **Start with a warm-up song.**

Your warm-up song should be upbeat and get your blood flowing. Excellent warm-up music should also be easy to move to so you can focus on getting your body ready for the workout. To maintain a comfortable pace during the warm-up, gradually increase your intensity. The introduction aims to prepare your body for more intense Zumba Aerobic moves to come. Once you feel warm and limber, you can transition into the main Zumba routine.



- **Include a mix of fast and slow songs.**

This will help to keep your workout exciting and challenging. You can also use slower songs to give yourself a break during training.

- **End with a cool-down song.**

Cool-down music should relax and help you wind down after your workout. An excellent cool-down piece should also be easy to move to so you can focus on stretching and cooling your body.

**You must ensure that:**

- **Upbeat and energetic music should be selected.**

Zumba is a high-energy workout, so you need music to match your energy level. Look for songs with a fast tempo and catchy rhythms.

- **The genres should be mixed.**



Zumba Aerobic workouts typically incorporate various dance moves, so having a mix of genres in your playlist is essential. This will help to keep your training interesting and challenging. Some popular genres for Zumba include salsa, merengue, reggaeton, and hip hop.

- **Music that you enjoy must be involved.**

Zumba Aerobic is supposed to be fun, so choose music that you enjoy listening to. This will help you to stay motivated and make your workout more enjoyable.

**Here are some examples of songs that are perfect for a Zumba workout:**

- **Salsa.**

Despacito by Luis Fonsi, Daddy Yankee, and Justin Bieber, Conga by Gloria Estefan and Miami Sound Machine, Vivir Mi Vida by Marc Anthony

- **Merengue.**

El Anillo by Jennifer Lopez, Aserejé by Las Ketchup, Zumba by Don Omar.

- **Reggaeton.**

Tusa by Karol G and Nicki Minaj, Gasolina by Daddy Yankee, Mi Gente by J Balvin and Willy William.

- **Hip hop.**



Single Ladies (Put a Ring on It) by Beyoncé, Uptown Funk by Mark Ronson ft. Bruno Mars, Happy by Pharrell Williams.

Picking the perfect soundtrack for Zumba Aerobic is an art form that involves selecting a diverse range of songs with appropriate BPM, cultural diversity, and lyrical engagement. A well-crafted playlist can transform a Zumba session into an electrifying dance party that leaves everyone wanting more. So, let the music move you, groove to the rhythm, and create a Zumba experience with our product, Zumba Aerobic Mastery, that's as unforgettable as it is effective.

#### **4.2 Creating a Blueprint for Your Zumba Aerobic Routine:**

Zumba Aerobic, the exhilarating dance fitness program that combines Latin-inspired dance moves with a heart-pounding aerobic workout, is more than just a fitness trend; it's a global phenomenon. If you're an instructor or a Zumba enthusiast looking to craft a captivating Zumba routine, you're in the right place. In this chapter, we'll guide you through creating a blueprint for your Zumba Aerobic routine, ensuring it's engaging, energetic, and effective.



## **Understanding the Essence of Zumba:**

Zumba's essence is all about embracing vibrant and infectious energy. It's a chance to let go of inhibitions, move your body freely, and, most importantly, have fun. The music is your guide, so immerse yourself in its rhythm, and don't hesitate to follow the instructor's lead. In Zumba, the joy of dancing and fitness come together, making every session a lively and exhilarating experience.

**To create a practical Zumba Aerobic routine blueprint, you can follow these steps:**

- **Warm-Up.**

Begin with an introduction that includes arm circles, leg swings, and light cardio, like marching or jogging, to prepare your body.



- **Music Choice.**

Select music with a fast tempo and mix in various dance genres like salsa and merengue. Use both fast and slow songs for variety.

- **Routine Planning.**

Start with simple dance moves and gradually add more complex ones as you get comfortable. Include basic aerobic exercises like jumping jacks and mountain climbers.

- **Interval Training.**

Boost intensity and calorie burn by alternating between high-intensity dancing and low-intensity moves. For instance, dance vigorously for 30 seconds, then march in place for 30 seconds.

- **Cool Down.**

After the workout, cool down with static stretches like hamstring and calf stretches to aid recovery.

### **4.3 Incorporating Choreography:**

Zumba Aerobic choreography is creating dance routines that are fun, energetic, and effective for fitness. Zumba Aerobic choreographers use a variety of dance styles, including salsa, merengue, reggaeton, and hip hop, to create challenging and rewarding routines.





## **The Art of Zumba Choreography:**

At the heart of Zumba Aerobic lies its dance-inspired choreography. Zumba routines are carefully crafted combinations of dance steps and aerobic exercises set to lively music. The choreography adds an artistic dimension to the workout, making it more than physical activity.

**Here's how choreography enhances the Zumba aerobic experience:**

- **Start with a Warm-Up.**

Begin with a warm-up to prepare for the workout and prevent injuries. Include dynamic stretches like arm circles and leg swings and light cardio like marching or jogging.



- **Mix Dance Styles.**

Zumba uses various dance genres like salsa, merengue, and reggaeton to keep things fun and challenging. You can also add basic aerobic exercises like jumping jacks and mountain climbers.



- **Add Intervals.**

Boost workout intensity and calorie burn with intervals. Alternate between high-intensity moves and low-intensity ones. For example, dance vigorously for 30 seconds, then march in place for 30 seconds.

- **Cool Down.**

After your workout, cool down to help your body recover. This includes holding static stretches like hamstring and calf stretches.



Incorporating choreography into Zumba Aerobic elevates the workout from a mere exercise routine to a captivating and culturally rich fitness experience. The seamless flow, diverse dance styles, emphasis on coordination, expressive freedom, and motivational aspect of choreography make Zumba an engaging and effective way to stay fit and have fun simultaneously. Whether you're a Zumba instructor or an enthusiastic participant, the art of Zumba Aerobic choreography adds a unique and vibrant dimension to every workout, leaving you energized and eagerly awaiting the next dance.



## Chapter 5

# IMPROVING YOUR ZUMBA AEROBIC ABILITIES





Zumba Aerobic is a high-energy dance workout that is a great way to improve your aerobic abilities. Zumba Aerobic classes are typically one hour long and involve a variety of dance moves and exercises set to upbeat music.



Zumba, the exhilarating fusion of dance and aerobic fitness, has taken the fitness world by storm, offering a dynamic and joyful way to get in shape. The need for robust aerobic abilities is at the heart of every Zumba session.

This chapter delves into practical strategies to elevate your Aerobic prowess, helping you dance with increased stamina, energy, and enthusiasm in every Zumba Aerobic class. Get ready to step up your Zumba game and embark on a path to more excellent fitness and fun.

### **5.1 Strategies for Enhanced Coordination:**

Improving coordination is essential for mastering Zumba Aerobic, which involves precise dance moves and rhythmic patterns.

### **Coordination in Zumba Aerobic:**

Coordination is the skill of arranging your movements smoothly and efficiently. Whether you're mastering complex Zumba Aerobic routines or tackling any physical activity, like dancing, some may feel they need it from the start. The reality is that nobody is born with perfect coordination; it's a learned skill that takes practice and effort. The good news is that anyone can improve their coordination through active training, regardless of age.



### **Why Does Coordination in Zumba Aerobic Matter?**

Coordination in Zumba Aerobic matters significantly because it directly affects the quality and effectiveness of your workout experience. In Zumba Aerobic, where dance movements are central, coordination is the key to

performing intricate steps, spins, and rhythmically challenging routines gracefully and precisely.



It ensures you can keep up with the fast-paced choreography, stay in sync with the music's beat, and follow your instructor's cues seamlessly.

Additionally, strong coordination enhances the aesthetic appeal of your Zumba dance and maximizes the workout's calorie-burning potential, making it an excellent fitness choice. Whether you're looking to excel in Zumba Aerobic or enjoy it to the fullest, coordination is the fundamental skill that can elevate your Zumba experience.

**Here are some strategies to enhance coordination specifically for Zumba:**

- **Warm up properly.**

A good warm-up will help to prepare your body for exercise and reduce the risk of injury. An excellent introduction to Zumba Aerobic should include





dynamic stretches, such as arm circles and leg swings, and light cardio, such as marching in place or jogging.

- **Focus on the basics.**

Before you try to learn more complex moves, make sure you have mastered the basics. This includes the essential step, the grapevine, and the mambo.

- **Practice regularly.**

The more you practice, the better your coordination will become. Try to practice Zumba Aerobic for at least 30 minutes a day, three to four times a week.

- **Use a mirror.**

Watching yourself in a mirror can help you to see where you need to improve your coordination. Pay attention to your footwork, arm movements, and body alignment.

- **Take a Zumba class.**

A Zumba Aerobic class is a great way to learn new moves and improve coordination. The instructor will be able to provide you with feedback and help you to correct any mistakes.

## **5.2 Cultivating Balance and Flexibility:**

Zumba is an excellent workout for enhancing flexibility. Here's how Zumba Aerobic helps improve flexibility:

- **Dynamic Stretching.**



Zumba Aerobic routines often include dynamic stretching exercises as part of the warm-up. These movements involve continuous stretching while in motion, gradually increasing your range of motion and flexibility.



- **Full-Body Movements.**

Zumba Aerobic incorporates dance moves that engage various muscle groups and joints. As you perform these movements, your body naturally goes through its full range of motion, promoting flexibility.

- **Improves Range of Motion.**

Regular Zumba Aerobic practice encourages your body to move more freely and easily. Over time, this can lead to improved joint mobility and an expanded range of motion.

- **Enhanced Posture.**

Zumba Aerobic encourages proper posture, which is essential for flexibility. As you focus on maintaining correct form during dance steps, you'll develop better alignment and posture habits, reducing stiffness and improving flexibility.



- **Stretch and Hold.**

Some Zumba Aerobic routines incorporate static stretching, where you hold specific poses or stretches for a few seconds. These moments of stretching within the dance sequences contribute to flexibility development.

Stretching and holding stretches are integral to any exercise routine, including Zumba aerobics. Stretching helps improve flexibility, reduce the risk of injury, and enhance your overall performance.



It's important to note that while Zumba Aerobic can contribute to flexibility, it's beneficial to complement your Zumba workouts with dedicated stretching routines. Regular flexibility exercises outside Zumba sessions can further enhance your overall flexibility and prevent muscle imbalance.

### 5.3 Sharpening Rhythm and Timing Skills

Sharpening your rhythm and timing skills in Zumba Aerobic is crucial for keeping up with the dance moves and enjoying the music to the fullest. Here are some effective strategies to enhance your sense of rhythm and timing in Zumba Aerobic:

- **Listen to the Music.**



Closely to the music's beat and rhythm. Familiarize yourself with musical styles commonly used in Zumba, such as salsa, merengue, and reggaeton. Understanding the rhythms of these genres will help you sync your movements with the music.



- **Follow the Instructor.**

Zumba Aerobic instructors often use visual cues and verbal instructions to guide participants through routines. Focus on mirroring the instructor's movements precisely to stay on beat and in sync with the class.



- **Mirror Yourself.**

If practicing at home, use a mirror to watch yourself dance. This visual feedback can help you identify areas where your timing may be off or where you can improve your rhythm.

- **Practice Basic Steps.**

Start with the basic Zumba Aerobic steps and master them. These foundational moves serve as the building blocks for more complex choreography. Once you're confident with the basics, it becomes easier to tackle intricate routines.

**Here are some specific exercises that you can do to improve your rhythm and timing for Zumba aerobic:**

- **Footwork drills.**



There are many different footwork drills that you can do to improve your rhythm and timing. For instance, you can practice the primary step, the grapevine, and the mambo. You can also practice more complex footwork patterns, such as the cha cha cha and the rumba.



- **Arm movement drills.**

There are also many different arm movement drills that you can do to improve your rhythm and timing. For example, you can practice swinging your arms back and forth, pumping your arms up and down, and circling your arms overhead. You can also practice more complex arm movement patterns, such as the salsa arm movements and the merengue arm movements.



- **Dance combinations.**

Once you have mastered some basic footwork and arm movement drills, you can combine them to create dance combinations. Patience and practice regularly to improve your rhythm and timing for Zumba Aerobic is essential. With practice, you can move your body in time with the music and enjoy your Zumba Aerobic workouts even more.





Ultimately, Zumba is not just a fitness routine; it's a rhythmic celebration of movement, music, and energy. By mastering rhythm and timing, you can unlock the full potential of Zumba aerobic workouts and enjoy their physical, mental, and emotional benefits. So, let the music guide your steps, and let the rhythm of Zumba lead you to a healthier, happier you.

[Click Here To Grab Zumba Aerobic Mastery HD Training Video](#)



**Chapter 6**

**Elevating Your  
Zumba Aerobic**

---

***Sessions***



Zumba Aerobic, the vibrant and infectious fusion of dance and fitness, has taken the world by storm, captivating the hearts of countless enthusiasts. It's a workout that feels more like a dance party, where rhythmic movements and exhilarating music come together to create an experience that's fun and highly effective for improving cardiovascular fitness, coordination, and overall well-being.



Zumba is a popular form of aerobic exercise that combines dance and fitness. It is a great way to burn calories, improve cardiovascular health, and tone muscles. If you want to take your Zumba aerobic sessions to the next level and truly make the most of this dynamic fitness program, you're in the right place. In this chapter, we'll explore strategies to elevate your Zumba Aerobic experience, ensuring each session leaves you energized, empowered, and excited to dance to fitness success.

## 6.1 Exploring Accessories and Props:



Zumba Aerobic is known for its high-energy, dance-based workouts that require minimal equipment. However, some accessories and props can enhance the experience and provide added benefits. Here are the standard accessories and props used in Zumba Aerobic:



- **Fitness Mat.**

While not always required, a fitness mat can be handy for floor exercises, cool-down stretches, and added comfort during standing routines.

- **Dance Shoes.**

Appropriate dance shoes with good arch support and pivot points are recommended for Zumba Aerobic. They allow for better footwork and reduce the risk of injury.

- **Water Bottle.**



Staying hydrated is crucial during any workout, including Zumba Aerobic. A water bottle is a must to keep you refreshed throughout the session.

- **Towel.**

Zumba can get sweaty, so having a towel handy to wipe off sweat and maintain grip during moves is beneficial.

- **Music and Speaker.**

If you're practicing Zumba Aerobic at home, having a good sound system or portable speaker to play Zumba music can elevate your experience.

- **Zumba Apparel:**

While not an accessory person, wearing Zumba-branded apparel, including tops, bottoms, and shoes, can make you feel more connected to the Zumba community and lifestyle.



## Here are some additional tips for using accessories and props in Zumba aerobic:

- **Start slowly.**

If you are new to using accessories and props in Zumba Aerobic, start slowly and gradually increasing your workout intensity as you become more comfortable.

- **Listen to your body.**

It is essential to listen to your body and take breaks when needed. If you feel too tired or sore, take a break and return to your workout when you are feeling better.

- **Use proper form.**



Using proper form when using accessories and props in Zumba Aerobic is essential. This will help to prevent injuries.

- **Have fun.**

Zumba Aerobic is supposed to be fun, so don't be afraid to let loose and enjoy yourself.

When choosing accessories and props for Zumba Aerobic, it is essential to consider your fitness level and goals. If you are new to Zumba, starting with simple accessories and support, such as maracas or a hoop, is best. As you become more comfortable with Zumba Aerobic, add more challenging accessories and props, such as weighted ankle or wrist bands or a resistance band.

## **6.2 Blending Diverse Dance Styles:**

Blending diverse dance styles is at the heart of Zumba Aerobic, creating a dynamic and exciting workout that keeps participants engaged and motivated. Zumba draws inspiration from various dance genres, fusing them to create a unique and vibrant fitness experience.



## Here's how Zumba Aerobic blends diverse dance styles to create its signature aerobic workouts:

- **Salsa.**

Salsa dance is a lively and energetic partner dance that originated in the Caribbean, primarily in Cuba and Puerto Rico, during the early 20th century. Its infectious rhythm, intricate footwork, and sensual movements characterize it. Salsa is typically danced to the pulsating beats of salsa music, which features a syncopated rhythm with a quick-quick-slow pattern.





- **Merengue.**

Merengue dance is a lively and rhythmic partner dance that originated in the Dominican Republic. Its quick, marching steps and vibrant, upbeat music characterize it. In merengue, partners maintain a close embrace while moving their hips and feet in sync with the fast-paced, driving beat of the music. The essential merengue step involves stepping to the side and then returning to the center, often with hip sways and quick weight shifts.

- **Cumbia.**

Cumbia dance is a traditional Latin dance that originated in Colombia. It is characterized by its syncopated rhythms, swaying hips, and use of maracas. Cumbia dance is a partner dance but can also be danced solo. It is typically



danced to cumbia music, which is a genre of music that combines elements of African, Indigenous, and Spanish influences.



- **Reggaeton.**

Reggaeton dance is a dynamic and sensual dance style that evolved alongside the reggaeton music genre, which originated in Puerto Rico in the late 20th century. Reggaeton music combines elements of Latin and Caribbean rhythms with hip-hop and electronic influences, and reggaeton dance complements this genre with its own distinct movements and style.

The beauty of Zumba aerobic lies in its ability to seamlessly blend these diverse dance styles into a single, dynamic workout. Participants get to experience a global dance party without needing advanced dance skills. Zumba instructors use their creativity to craft routines combining elements

from various genres, ensuring every class is a vibrant and exhilarating fitness journey.

### **6.3 Engaging with the Vibrant Zumba Aerobic Community:**

Engaging with the vibrant Zumba Aerobic community can enhance your Zumba Aerobic experience and provide a supportive network of like-minded individuals who share your passion for dance and fitness.



**Here are some tips to help you get involved with the Zumba community:**

- **Take Zumba classes.**

This is the best way to meet other Zumba enthusiasts and experience the energy and camaraderie of the community. Zumba Aerobic classes are offered at most gyms and fitness studios, so you're sure to find one that fits your schedule and fitness level.



- **Connect on social media.**

Zumba Aerobic has a strong presence on social media platforms like Facebook, Instagram, and YouTube. Follow official Zumba pages, join Zumba-related groups, and use hashtags like #Zumba Aerobic Community to connect with instructors and participants worldwide. You can share your progress, find inspiration, and get updates on Zumba events and news.

- **Attend Zumba Aerobic events.**

Many Zumba Aerobic events are held throughout the year, such as Zumba conventions, festivals, and marathons. Attending these events is a great way to meet other Zumba Aerobic dancers, learn from the best instructors, and have a blast.



- **Attend Zumbathons.**

Zumbathons are charity or fundraising events that bring together Zumba lovers for extended dance sessions. Participating in a Zumbathon allows you to contribute to a good cause while bonding with others who share your passion.

**Here are some additional tips for engaging with the vibrant Zumba community:**

- **Be friendly and welcoming.**

Zumba is a community that is all about inclusivity and positivity. Be sure to greet other Zumba Aerobic dancers with a smile and introduce yourself.



- **Be supportive and encouraging.**

Everyone is on their fitness journey, so be supportive and encouraging of other Zumba Aerobic dancers. Offer help and advice when needed, and celebrate each other's successes.

Engaging with the vibrant Zumba community offers a sense of belonging and an opportunity to share your passion for dance and fitness. It's a supportive and enthusiastic community that encourages everyone to live a healthier, happier, and more active lifestyle through the joy of dance.



**Chapter 7**

**FACING CHALLENGES WITH  
ZUMBA AEROBICS**





Facing challenges with Zumba Aerobic is a common but surmountable aspect of this dynamic fitness routine. Coordination can initially pose a hurdle, especially for those not accustomed to dance movements, yet with practice, even the most rhythmically challenged individuals can find their groove.



Overcoming the fear of judgment in a Zumba Aerobic class is often a matter of realizing that everyone starts as a beginner and that the emphasis is on personal growth and enjoyment. Lastly, staying consistent can be achieved by establishing a routine that fits your schedule and finding motivation through personal goals or a supportive workout partner. In the end, facing and conquering these challenges in Zumba Aerobic can lead to improved physical fitness, increased self-confidence, and a sense of accomplishment.

## 7.1 Managing Fatigue and Enhancing Stamina





Zumba Aerobic is an exhilarating, high-energy fitness dance workout that can leave you feeling inspired and accomplished. However, like any physical activity, it can also lead to fatigue, especially if you push yourself to your limits. Fatigue can be a common challenge, but there are strategies you can employ to effectively manage it and make the most of your Zumba sessions. This chapter will explore tips and techniques to help you stay energized and overcome fatigue during Zumba Aerobic.



- **Eat a well-balanced diet.**

For a balanced diet that fuels your Zumba Aerobic workouts, include complete proteins like meat eggs or plant-based options like quinoa, chia seeds, and soy. Add plenty of fruits, veggies, and carbohydrates to your daily intake. Aim for 40-60% of your calories from carbs if you're into aerobic exercise and 30-35% if you prefer anaerobic activities.



- **Hydration.**

Proper hydration is crucial when engaging in any vigorous exercise, including Zumba Aerobic. Dehydration can lead to quicker fatigue, so drink water before, during, and after your Zumba class. Consider carrying a water bottle with you to stay hydrated throughout the session.





- **Time your food intake to your exercise.**

**Before doing Zumba Aerobic:**

- Have a light meal or snack around two hours beforehand.
- Avoid exercising on an empty stomach or right after a big meal.
- After your Zumba Aerobic session, eat within an hour, focusing on a protein-rich meal to support muscle recovery and repair after the workout's physical demands.



- **Improve your aerobic capacity.**

To boost your endurance for Zumba Aerobic, start by slowly building your aerobic capacity through interval training. Change things up by trying various types of exercises. Another practical approach is cross-training, which combines aerobic and strength workouts and has been proven to enhance your aerobic capacity.



- **Modify Intensity.**

Feel free to keep up with the most energetic participants in the class. Zumba instructors often offer modified versions of movements for different fitness levels. Listen to your body and adjust the intensity as needed. Overexerting yourself can lead to premature fatigue and potential injury.

- **Breaks and Pacing.**

It's okay to take short breaks during the class if needed. If you find yourself excessively fatigued, step out for a moment, catch your breath, and rejoin the course when ready. Pace yourself throughout the session to avoid burnout.

Managing fatigue in Zumba Aerobic is essential for a safe and enjoyable experience. You can boost your endurance and make the most of your Zumba workouts by staying hydrated, maintaining balanced nutrition, getting enough rest, and adopting proper warm-up and cool-down routines.

## 7.2 Strategies for Injury Prevention and Recovery:



Engaging in Zumba Aerobic can be a fantastic way to get fit and have fun. Still, it's essential to prioritize injury prevention and recovery to ensure a safe and enjoyable experience. Zumba Aerobic involves dynamic dance movements and high-energy cardio, making it crucial to protect yourself from potential injuries. This chapter will discuss strategies for preventing injuries during Zumba Aerobic and recovering if you encounter any setbacks.



## Let's have a look at some strategies to help you prevent injuries in Zumba Aerobic:

- **Warm up properly.**

Before starting your Zumba Aerobic class, warm up for at least 5-10 minutes. This will help to prepare your body for the workout and reduce your risk of injury. A good warm-up should include dynamic stretches, such as arm circles, leg swings, and torso twists.



- **Use proper form.**

When you are doing the Zumba Aerobic moves, be sure to use the proper form. This will help to reduce your risk of injury. If you need help moving correctly, ask your instructor for help.

- **Stay Hydrated.**

Dehydration can lead to muscle cramps and injuries. Drink water before, during, and after your Zumba Aerobic class to stay adequately hydrated.




## Strategies for Recovery from Zumba Aerobic Injuries:

- **Rest.**

The most important thing is to rest the injured area. This will give your body time to heal.

- **Rehabilitation Exercises.**

If a healthcare professional advises, engage in rehabilitation exercises to regain strength, flexibility, and range of motion. These exercises are essential for a full recovery and preventing re-injury.



- **Compression.**

Compressing the injured area can also help to reduce inflammation and pain. You can do this by using an elastic bandage or compression sleeve.

- **Physical therapy.**

You may need to see a physical therapist if your injury is severe. They can help you develop a rehabilitation program to help you regain strength and range of motion in the injured area.

### **7.3 Maintaining Motivation and High Spirits:**

Zumba Aerobic is a dynamic and exhilarating workout that can uplift your spirits and boost your fitness levels. However, like any fitness routine, it's common to encounter motivational slumps. Staying motivated and keeping your enthusiasm high is critical to reaping the full benefits of Zumba Aerobic.





**This topic will explore strategies to help you stay motivated and maintain a positive outlook throughout your Zumba Aerobic journey:**

- **Write down a list of attainable goals.**

While wanting to look great through Zumba Aerobic is a valid goal, it's important not to focus solely on appearance. Your appearance is influenced by weight, skin tone, style, facial features, and more, which working out, including Zumba aerobic, may not fully address.

- **Create a Playlist.**

Music is a fundamental part of Zumba Aerobic. Customize your own Zumba Aerobic playlist with songs that energize and inspire you. A great playlist can elevate your mood and enthusiasm during workouts.



- **Reward yourself.**

When you reach a fitness goal, reward yourself with something special. This will help you to stay motivated and keep moving forward.

- **Positive Mindset.**

Cultivate a positive attitude towards your workouts. Instead of focusing on the challenges, concentrate on the joy, the music, and the sense of accomplishment that Zumba Aerobic provides.



## Tips for maintaining motivation and high spirits in Zumba aerobic:

- **Focus on the fun.**

Zumba Aerobic is a great way to get exercise and have fun at the same time. Focus on the music and the dance moves rather than your hard work.

- **Feel free to modify the moves.**

If you can't do a particular move, ask your instructor for a modification.

- **Reward yourself for milestone achievements.**

Rewarding yourself in proportion to the effort you've put into reaching a fitness milestone is a great idea. Treat yourself to something you genuinely cherish, such as a stylish watch, a pair of quality athletic shoes, a fashionable dress, a memorable vacation, or a relaxing staycation at a nice hotel. This motivating incentive makes your fitness journey more enjoyable and fulfilling.



- **Create short and long-term targets for yourself.**

Having a goal is like a friendly reminder of why you started doing it in the first place. Make sure your goal is something you can easily measure and check. Keep an eye on how you're doing every few weeks or months compared to your Zumba Aerobic goal. This way, you can see how far you've come and make changes if needed to stay on track and enjoy your Zumba workouts.


- **Don't give up.**

Zumba Aerobic is a great way to get exercise and have fun. Just keep practicing, and you will eventually see results.

Maintaining motivation and high spirits in Zumba Aerobic is about setting goals, finding joy in the music and movement, and embracing the supportive Zumba community. With these strategies, you can keep your motivation levels up and enjoy this exhilarating workout's many physical and emotional benefits.



**ZUMBA** aerobic  
MASTERY



**Chapter 8**

**FUELING YOUR  
ZUMBA AEROBICS  
WITH PROPER NUTRITION**



With its pulsating rhythms and vibrant dance routines, Zumba Aerobic has taken the fitness world by storm, captivating the hearts of those seeking an energetic and enjoyable way to stay active. As with any demanding physical activity, providing your body with the proper nutrients is essential for fueling your Zumba Aerobic sessions and maximizing their effectiveness.



While Zumba Aerobic is renowned for its ability to make exercise feel like a dance party, it's important to remember that it's more than just a fantastic time, it's a workout that demands physical exertion and energy expenditure. In this chapter, we will explore the vital role of nutrition in powering your Zumba Aerobic, offering insights into how the right food choices can enhance your stamina, performance, and overall enjoyment of this exhilarating workout.

## 8.1 Nourishing Your Body for Peak Performance



With its exhilarating dance moves and high-energy music, Zumba Aerobic is a fun and effective way to improve cardiovascular fitness, coordination, and overall well-being. Paying attention to what you nourish your body with is essential to get the most out of your Zumba Aerobic workouts and achieve peak performance. Proper nutrition plays a significant role in sustaining energy levels, enhancing endurance, and supporting recovery. In this article, we'll explore how you can optimize your food to ensure peak performance in your Zumba Aerobic sessions.

In this point, we'll explore how you can optimize your nutrition to ensure peak performance in your Zumba Aerobic sessions.

- **Hydration.**

First, remember to stay hydrated for your best Zumba Aerobic performance. Water helps cool your body, and you can lose a lot through sweat in a Zumba Aerobic class, which can make you tired, cause cramps, and reduce your performance.





- **Timing Matters.**

The timing of your meals and snacks is critical. Eating too close to your workout may lead to discomfort while eating too late can delay your recovery. Aim to consume your pre-workout meal 1-2 hours before exercise and your post-workout meal/snack within an hour after your session to optimize energy levels and recovery.

- **Eat a pre-workout meal or snack high in carbohydrates and moderate in protein.**



Some good options include:

- Oatmeal with berries and nuts
- Yogurt with fruit and granola
- Whole-wheat toast with avocado and eggs
- Quinoa salad with chicken or fish





- **Eat a post-workout meal or snack within 30-60 minutes of finishing your workout.**

This is the time when your body is most receptive to nutrients. Your post-workout meal or snack should also be high in carbohydrates and protein.

Some good options include:

- Chocolate milk
- Greek yogurt with fruit and nuts
- Oatmeal with berries and peanut butter
- Quinoa salad with chicken or fish
- Whole-wheat toast with avocado and eggs



**Let's take a look at some more tips for nourishing your body for Zumba Aerobic:**

- Avoid overeating fat or fiber before your workout, which can cause stomach upset.



- If you're working out in the morning, eat a light breakfast or snack before you go.
- If you're working out in the evening, eat a balanced meal at least 2-3 hours before your workout.
- If you're working out for more than 60 minutes, you may need to consume carbohydrates during your workout to prevent fatigue. Some good options include sports drinks, energy gels, or chews.
- Listen to your body and experiment with different pre- and post-workout fueling strategies to find the best.

It should be ensured that specific nutritional needs can vary depending on age, gender, activity level, and individual goals. Consulting with a healthcare professional or a registered dietitian can provide personalized guidance to ensure you're nourishing your body effectively for Zumba Aerobic and achieving your fitness objectives.

## 8.2 Pre- and Post-Workout Fueling Strategies:

Zumba Aerobic is an exhilarating and energetic workout that combines dance and fitness, making it a fantastic way to get your heart rate up and have fun. Understanding the significance of pre- and post-workout nutrition is crucial to maximizing your Zumba Aerobic sessions and enhancing your overall performance. This subpoint explores effective fueling strategies tailored explicitly to Zumba Aerobic, helping you groove, sweat, and recover like a pro.

- **Pre-Exercise Nutrition.**



**For best results, eat 1 to 3 hours before exercising. The timing depends on your meal size:**

- 3-4 hours before for large meals (400+ calories)
- 2-3 hours before for smaller meals (200-300 calories)
- 1-2 hours before for snacks (100-200 calories)

Eating too close to exercise can cause stomach issues or affect your performance. Experiment to find your ideal timing because everyone's body is unique.




Pre-exercise snacks/meals include:

- Cereal with fat-free milk and a piece of fruit
- Whole grain toast with mashed avocado or peanut butter
- A fried or scrambled egg with whole-grain toast



- **Post-Exercise Nutrition.**

After a challenging workout, it's best to eat within an hour. If a big meal feels heavy, a small snack or meal (100-300 calories) will do until you can eat more. Even after exercising, you should refuel with carbs and fats in your post-workout meal. Protein is also essential for muscle recovery and repair, so ensure you get enough.



Post-exercise snacks/meals include:

- A protein shakes or smoothie
- Chicken, tuna, or turkey on whole grain bread/toast
- Low-fat cottage cheese or yogurt with fruit

With the right fueling strategies, you can dance through Zumba Aerobic with energy to spare and recover like a pro. Remember, individual preferences and dietary needs vary, so pay attention to your body's signals and adjust these recommendations. Consulting a healthcare professional or

registered dietitian can offer tailored guidance if you have specific dietary restrictions or health concerns. By nourishing your body effectively, you can maximize your Zumba Aerobic experience and progress toward a healthier, fitter you.

### **8.3 Staying Well-Hydrated in the Context of Zumba:**

Zumba Aerobic, a high-energy dance fitness program, has taken the fitness world by storm with its exhilarating music, dynamic movements, and contagious enthusiasm. As you groove to the rhythms and let your body move, it's crucial to remember one fundamental aspect of any exercise routine: hydration.




Dehydration occurs when the body loses more fluids than it consumes. This can happen during exercise, especially when sweating heavily. When dehydrated, your body cannot function as efficiently, and your performance



may suffer. In severe cases, dehydration can lead to heatstroke, a medical emergency.

### Signs You May Be Dehydrated:

- Thirst
- Fatigue
- Dry mouth or tongue
- Dry skin
- Headache
- Decreased urine output or darker yellow urine



## Below are some drinks to Help Replenish After a Workout

### ➤ **Water.**

Our bodies pull water from food and fluids to manage temperature, remove waste, and lubricate joints. So, directly providing plain, clean water is the fastest way to rehydrate after a workout.



### ➤ Unsweetened Decaf Tea.

If water is plain and sports drinks are too strong, try some tea after your workout. It's in between, has antioxidants, and can help with hydration, muscle recovery, and health.





In the pulsating world of Zumba Aerobic, staying well-hydrated isn't just a suggestion; it's a necessity. Proper hydration enhances your performance, keeps you safe, and ensures you reap the full benefits of this exhilarating dance fitness program. By following these hydration tips and prioritizing hydration, you can dance your way to better health, fitness, and happiness, all while staying refreshed and energized throughout your Zumba Aerobic journey.







Chapter 9

TRACKING YOUR  
PROGRESS AND CELEBRATING  
THE **ACHIEVED GOALS**



Embarking on a fitness journey, such as engaging in Zumba Aerobic workouts, is a commitment to better health, increased vitality, and enhanced well-being. It's a thrilling journey filled with vibrant dance moves, sweat, and determination.

Tracking your progress in Zumba Aerobic helps you stay motivated and provides valuable insights into your fitness journey. By keeping a record of your attendance, measuring your endurance, monitoring your body's changes, and even documenting your mood and energy levels, you can better understand how your hard work is paying off.



You were, moreover, celebrating the goals you've achieved, whether small victories like mastering a new dance step or significant milestones like improved cardiovascular fitness, which is crucial for maintaining enthusiasm and sustaining a long-term commitment to your fitness routine. In this chapter, we'll delve into the art of tracking your progress in

Zumba Aerobic and explore the numerous benefits of celebrating your accomplishments.

## 9.1 Setting and Monitoring Achievable Milestones

Achieving success in your Zumba Aerobic journey involves more than just showing up to class and dancing your heart out. To make real progress and stay motivated, setting achievable milestones and monitoring your performance along the way is essential. This chapter will explore the importance of setting possible milestones in Zumba Aerobic, guide how to establish them and discuss practical methods for monitoring your journey toward a healthier and more vibrant you.



**Here are some examples of achievable milestones in Zumba Aerobic:**

- Complete 3 Zumba classes per week for one month.
- Lose 1 pound per week for two months.



- Improve your cardiovascular fitness by 10% in 3 months.
- Be able to dance for 60 minutes without stopping.
- Master a new Zumba move.

## Tips for Sticking to Your Zumba Aerobic Fitness Goals:

- **Set SMART goals that are measurable and achievable.**

Set SMART goals for your Zumba Aerobic fitness journey. SMART means Specific, Measurable, Achievable, Realistic, and Time-bound. This approach breaks down big goals into smaller, measurable steps, making staying motivated and on track with your Zumba Aerobic fitness journey easier.



- **Make sure you have an accountable partner or group.**



In Zumba Aerobic, having a dance buddy or being part of a lively Zumba Aerobic class can be a fantastic way to stay motivated and committed to your fitness goals. Whether you groove alongside a workout partner, dance with a fun-loving group, or have someone check in on your Zumba Aerobic journey, this accountability partner or group can make all the difference.



- **Find ways to reward yourself after reaching the milestone.**

In Zumba Aerobic, set fitness goals but also reward yourself. A rewards system helps you stay motivated and track progress. Whether small treats for milestones or more significant rewards, it keeps you focused on your Zumba Aerobic goals.



Sticking to your Zumba Aerobic fitness goals requires dedication, commitment, and a bit of strategy. By setting specific Zumba Aerobic goals, establishing a consistent Zumba Aerobic routine, seeking community and support, tracking your progress in your Zumba Aerobic journey, embracing variety, setting realistic expectations, and rewarding yourself, you can stay motivated and continue dancing your way to better health and fitness through Zumba Aerobic.

[Click Here To Grab Zumba Aerobic Mastery HD Training Video](#)



Remember, the lively rhythms of Zumba Aerobic are not just a workout but a celebration of your dedication to a healthier, more vibrant you.

## 9.2 Documenting Your Personal Growth:

Documenting your growth through Zumba Aerobic can be motivating and insightful. Here are some steps to help you effectively track and document your progress:

- **Set Clear Goals.**

Start by defining specific goals related to your Zumba Aerobic journey. These could be fitness-related, such as improving endurance or losing weight, or dance-related, like mastering a challenging routine.



- **Keep a Journal.**

Maintain a Zumba Aerobic journal where you record your goals, achievements, and observations. Note details like the number of classes attended, learned dance routines, and any physical changes you notice. Keeping a journal like this can help you stay committed to your Zumba routine, track your growth, and appreciate its positive impact on your physical and mental well-being. It's also an excellent way to look back and see how far you've come on your Zumba fitness journey.





- **Celebrate Achievements.**

Acknowledge and celebrate your milestones. Whether it's completing a challenging routine or reaching a specific fitness target, recognizing your achievements keeps you motivated.

- **Reflect on Emotional Well-Being.**

Document how Zumba Aerobic affects your emotional well-being. Note any changes in mood, stress levels, or overall happiness as you continue with your Zumba journey.

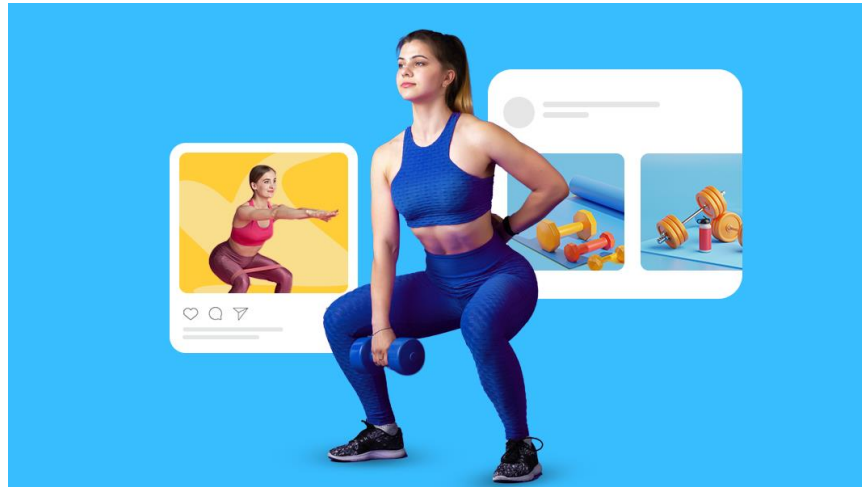
- **Participate in Zumba Aerobic challenges.**

There are many Zumba Aerobic challenges available online and in person. Participating in a challenge is a great way to stay motivated and track your progress. You can also earn rewards for completing challenges.



- **Share your journey on social media.**

Sharing your Zumba Aerobic journey on social media is a great way to stay motivated and connect with other Zumba enthusiasts. You can post photos and videos of your workouts, share your fitness goals, and inspire others to get moving.



Remember that personal growth is not solely about physical changes; it encompasses improved fitness, dance skills, emotional well-being, and the overall enjoyment of your Zumba Aerobic journey. Documenting your progress helps you appreciate how far you've come and inspires you to continue thriving in this lively and vibrant fitness experience.

### **9.3 Acknowledging Your Victories Along the Way**

Embarking on a journey of Zumba Aerobic fitness is a vibrant and exhilarating experience. It's a path filled with energy, rhythm, and the joy of dance. As you progress in your Zumba Aerobic journey, setting goals, working towards them, and celebrating your achievements along the way is essential. In this chapter, we will explore the significance of commemorating your Zumba Aerobic milestones and provide you with creative ideas on how to make your achievements even more meaningful and rewarding.



## Why Celebrate Your Zumba Aerobic Achievements?


There are many reasons to celebrate your Zumba Aerobic achievements. These are as follows-

- **It's a great way to stay motivated.**

Celebrating your successes reminds you of how far you've come and motivates you to keep going.

- **Vital Role of Consistency and Celebration in Your Zumba Fitness Journey**

Zumba, like any fitness routine, requires consistency. Celebrating your achievements reminds you why you started in the first place and helps you stay committed to your fitness journey.



- **It helps you appreciate your hard work.**

Zumba Aerobic is a challenging workout, so taking the time to appreciate your hard work and accomplishments is essential.

- **It's a way to celebrate your overall health and well-being.**

Zumba Aerobic is a great way to improve cardiovascular health, strengthen muscles, and lose weight. Celebrating your Zumba Aerobic achievements is a way to celebrate your overall health and well-being.

- **It's a way to inspire others.**

Sharing your Zumba Aerobic journey with others can inspire them to get moving and achieve their fitness goals.

### **Creative Ways to Celebrate Your Zumba Aerobic Achievements:**

- **Dance Party.**

Host a Zumba-themed dance party with friends or fellow Zumba Aerobic enthusiasts. Share your favorite routines, enjoy lively music, and dance the night away.



- **Zumba Workshop.**

Attend a Zumba Aerobic workshop or masterclass to enhance your dance skills and celebrate your progress with other enthusiasts.

- **Customized Playlist.**

Create a playlist of your favorite Zumba Aerobic songs and dance to it as a celebration. You can even invite friends or family for a dance session.

- **Fitness Fashion.**

Treat yourself to stylish Zumba Aerobic activewear or accessories to reward your achievements. Looking good can boost your confidence and motivation.



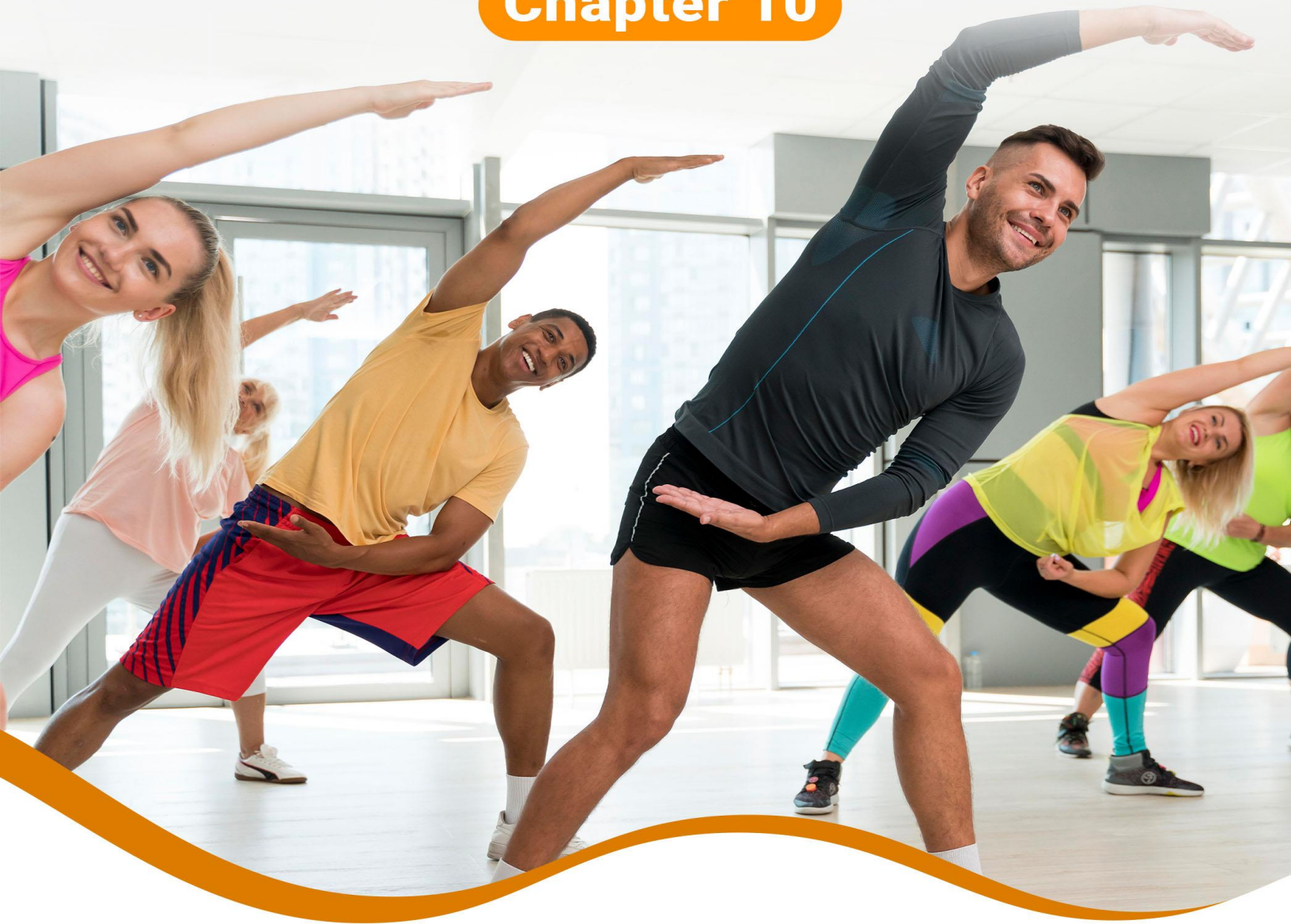
- **Healthy Treats.**

Celebrate with healthy treats like a homemade smoothie, acai bowl, or a nutritious meal that aligns with your fitness goals.

Your Zumba Aerobic journey is not just about reaching your fitness goals; it's about celebrating the vibrant and joyful process of dance and self-improvement. Embrace the power of celebration as an essential part of your fitness routine. Whether you choose to dance, host a party, pamper yourself, or share your achievements with others, make your celebrations meaningful and enjoyable. By doing so, you'll stay motivated and deepen your appreciation for the beauty and vitality of Zumba Aerobic in your life.



Chapter 10



**CASE STUDY ON  
ZUMBA AEROBIC  
MASTERY**





Before setting out on this exhilarating journey, if you aspire to achieve the kind of fitness transformation that Daniel experienced, look no further – Zumba Aerobic Mastery is your ticket to success.

This story is about Daniel; he was overweight, out of shape, and had zero muscle definition. He stumbled into his first Zumba class, and trust me, it wasn't a walk in the park. He was sweating buckets, his heart was racing, and he thought he might collapse. But something magical happened that day – He fell in love with Zumba.



In just seven months of dedicated Zumba Aerobic practice, he lost 20 pounds, shed unwanted body fat, and transformed his physique. He traded flab for toned muscles, and his confidence soared. Two hours a week of



Zumba classes, he has completely changed his life, giving him the body, he always wanted.

You can experience this transformation too! Zumba Aerobic Mastery is not just a workout; it's a life-changing journey. It's about breaking free from the mundane and embracing the exhilarating world of dance fitness. It's about defying your limits, shedding pounds, and gaining unstoppable confidence.





**ZUMBA** aerobic  
MASTERY



***Conclusion***



In conclusion, mastering Zumba Aerobic is a dynamic and rewarding journey that combines the joy of dance with the benefits of a cardiovascular workout. Whether you're a beginner taking your first steps on the dance floor or an experienced Zumba enthusiast striving to perfect intricate routines, the path to mastery is filled with excitement and self-discovery.

As you continue to practice and refine your Zumba Aerobic skills, embrace the music, let yourself move freely, and savor every moment of the journey. Whether you're dancing in a class or grooving in the comfort of your own home, Zumba aerobic mastery is about finding your rhythm, pushing your limits, and reveling in the sheer joy of dance. So, keep dancing, smiling, and mastering the art of Zumba Aerobic –your body and soul will thank you for it.

Remember, Zumba Aerobic Mastery is a journey, not a destination. Enjoy the process and celebrate your successes along the way.



[Click Here To Grab Zumba Aerobic Mastery HD Training Video](#)

[Click Here To Grab Zumba Aerobic Mastery HD Training Video](#)